



District Report Card: 2017


State: Chhattisgarh	District: Durg
Class: 8	Subject: Language
Schools: 51	Students: 1461


Participation/Coverage


Students

<div>GENDER</div> <div></div>	Boys				Girls			
	Number		%		Number		%	
	680		46.54		781		53.46	

<div>AREA</div> <div></div>	Rural				Urban			
	Number		%		Number		%	
	989		67.69		472		32.31	

<div>CATEGORY</div> <div></div>	SC		ST		OBC		GEN	
	Number	%	Number	%	Number	%	Number	%
	295	20.19	88	6.02	1020	69.82	58	3.97

<div>CWSN</div> <div></div>	LD	VI	HI	S&LD	ID	Oth
	4	1	2	0	3	3

<div>Management</div> <div></div>	Government			Government-aided		
	Number		%	Number		%
	1432		98.02	29		1.98

Average Performance of Students in Language (%)

Overall	Gender		Area		Management		Social Group			
	Male	Female	Rural	Urban	Govt.	Aided	SC	ST	OBC	GEN
56.68	54.75	58.35	56.68	56.67	56.82	49.66	55.37	56.44	56.92	59.43

Performance on Learning Outcomes (LOs)

Learning Outcomes	Description	Average Performance(%)
L813	Read textual/non-textual materials with comprehension and identifies the details, characters, main idea and sequence of ideas and events while reading	56.68

Range of Performance of Students who Answered Correctly							
Below 30%		30% - 50%		50% - 75%		Above 75%	
Number	%	Number	%	Number	%	Number	%
183	12.53	382	26.15	598	40.93	298	20.40

Lowest Performing Learning Outcomes (LOs)

1 - Read textual/non-textual materials with comprehension and identifies the details, characters, main idea and sequence of ideas and events while reading (56.68)